

Date: \_\_\_\_\_ Firm: \_\_\_\_\_ Project: \_\_\_\_\_ Contact: \_\_\_\_\_

#### FEATURES

- 24VDC 30W LED DRIVER
- Smooth flicker free dimming - Dimming range: 0-100%
- Works with forward phase /leading edge, MLV and Rev phase /trailing edge, ELV, TRIAC dimmers
- 0-10V dimming: 0-10V/1-10V/Potentiometer/10V PWM
- Input voltage - 100 - 277VAC
- IP66 - Wet, damp or dry locations
- Load: 10-100%
- Built-in PFC function PF>0.99
- Efficiency > 80%
- Protections: Short circuit/Over loading/ Over temperat
- Cooling by free air convection
- PWM output, does not change the color index
- UL, cUL listed, Class 2 unit, Type HL rated. FCC



#### SPECIFICATIONS

Output	DC Voltage	24V
	Voltage Regulation	±0.5%
	Rated current	1.25A
	Voltage Tolerance	±0.5V
	Load Regulation	±1%
	Rated power	60W (class 2)
Input	Voltage Range	100-277VAC
	Frequency Range	47-63Hz
	Power Factor(Typ.)@ full load	0.99@120VAC 0.95@277VAC
	THD (Typ.) @ full load	<20%
	Efficiency (Typ.) @ full load	79% @120Vac 80%@277Vac
	AC Current (Max.)	0.5A@100VAC
	Inrush Current (Typ.)	7A, 50%, 420us @120Vac, 12A, 50%, 480us @277Vac
	Leakage current	<0.50mA
Protection	Short Circuit	Shut down o/p voltage, re-power on to recover after fault condition is removed
	Over Loading	≤120% constant current limiting, auto-recovery
	Over temperature	100℃±10℃ shut down o/p voltage, automatically recover after cooling.
Environment	Working TEMP.	-40~+60℃ (see below derating curve)
	Working Humidity	20~90%RH, non-condensing







## PS-TSLC-UNV-24V-30WDHV2

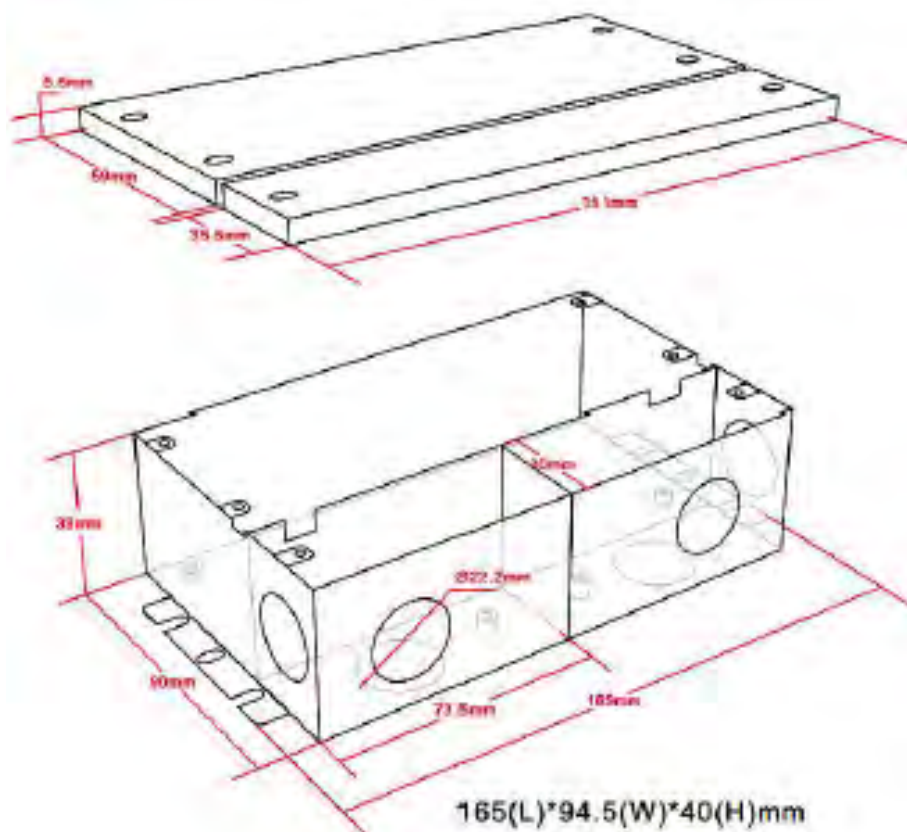
(5 in 1) Dimmable constant voltage 30W LED driver

	Storage TEMP. Humidity	-40~+80℃, 10~95%RH
	TEMP .coefficient	±0.03%/℃ (0~50℃)
	Vibration	10~500Hz, 5G 10min./1 cycle, period for 60min. each along X,Y,Z axes
Safety&EMC	Safety standards	UL8750+UL1310
	Withstand voltage	I/P-O/P:1.88KVAC
	Isolation resistance	I/P-O/P:100MΩ/500VDC/25℃/70%RH
	EMC EMISSION	FCC Part 15 B
Others	Weight	About 0.95Kg
	Size	165*94.5*40mm (L*W*H)
	Warranty	5 year limited warranty
Notes	<ol style="list-style-type: none"><li>1. All parameters if NOT specifically mentioned are measured at 120VAC input, rated load and 25℃ ambient temperature</li><li>2. Ripple&amp; noise are measured at 20MHz of bandwidth by using a 12"twisted pair-wire terminated with a 0.1uf &amp; 47uf parallel capacitor.</li><li>3. Tolerance:includes set us tolerance,line regulation and load regulation.</li></ol>	

### DIMENSIONS

Unit: mm

Tolerance: 0.5-2mm



**Input:** Black to load, White to Neutral, Green to ground.  
**Output:** Red to LED (+) side, Black to LED (-) side.  
**Dimming:** 0-10v Purple Dim (+), Gray Dim (-).  
Improper connection could damage your power supply and/or fixture.

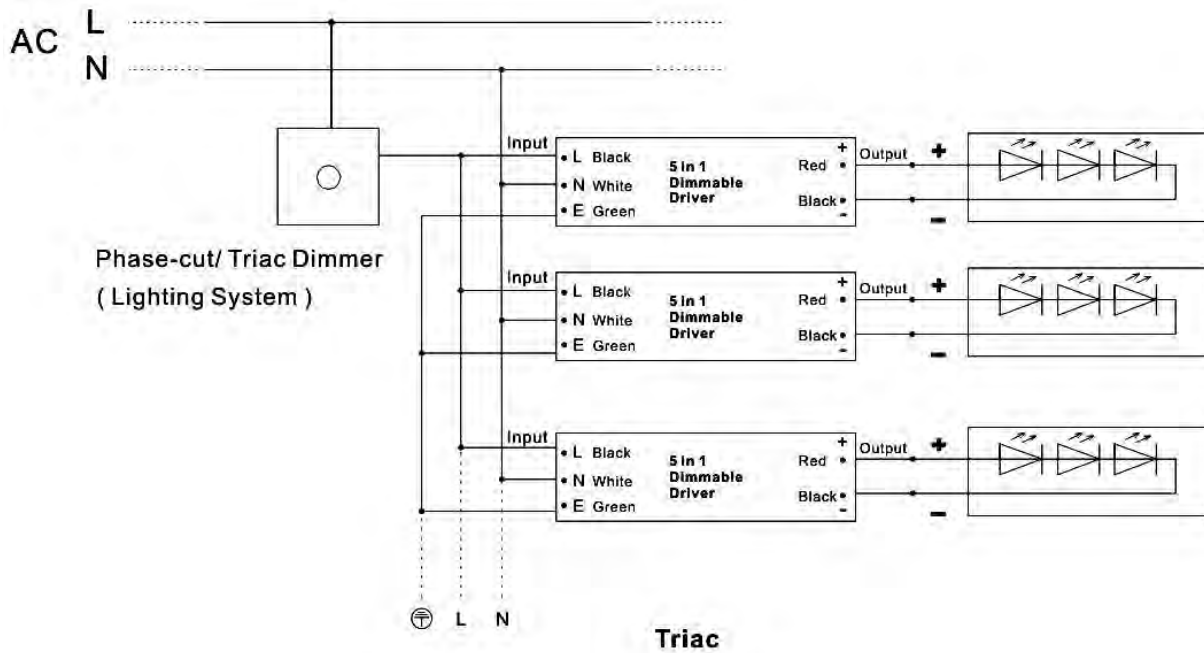
# PS-TSLC-UNV-24V-30WDHV2

(5 in 1) Dimmable constant voltage 30W LED driver

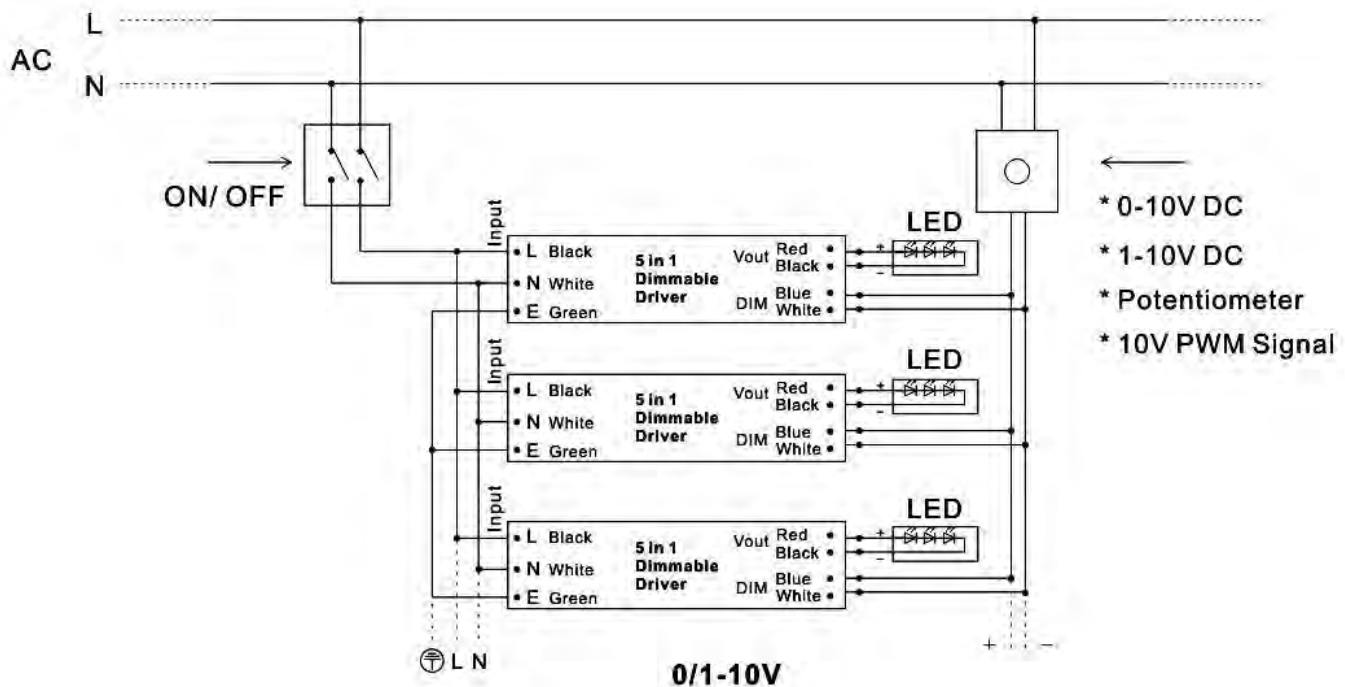
## WIRING/CONNECTION

### Triac/Phase Dimming

1. The Pulse-Width Modulation (PWM) of output voltage can be adjusted through input terminal of the AC phase line(L) by connection a phase /Triac dimmer of lighting system.
2. Work with forward phase /leading edge ,MLV and reverse phase /trailing edge ,ELV, TRIAC dimmers.
3. Please try to use dimmers with power at least 1.5 times as the output power of the driver.

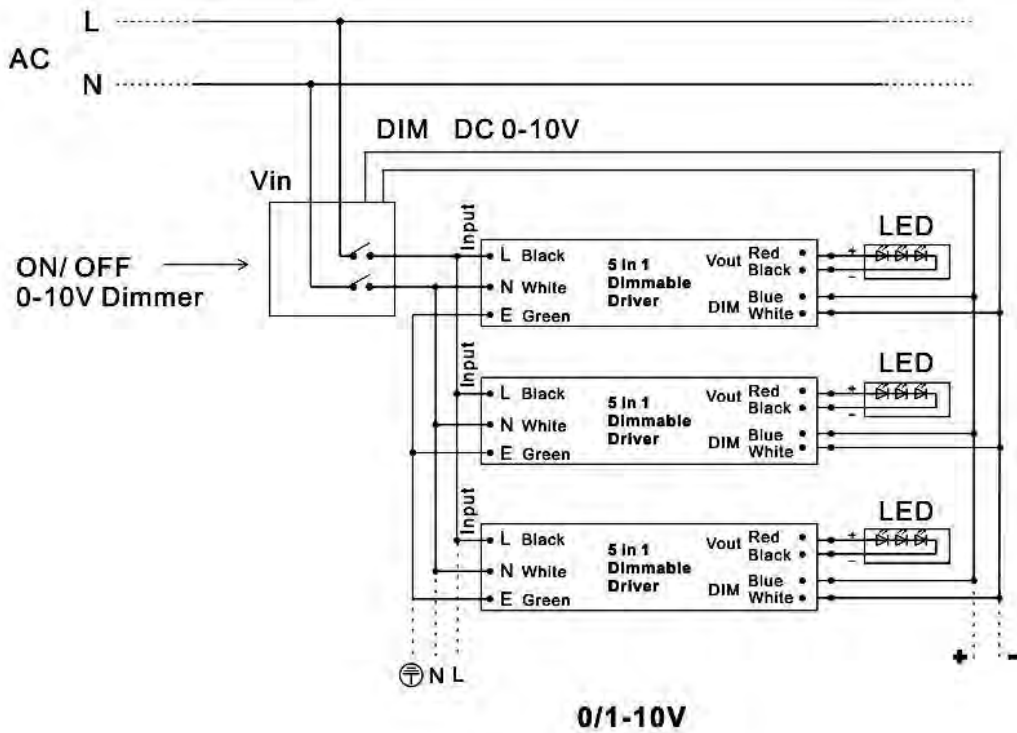


### 0-10v Dimming

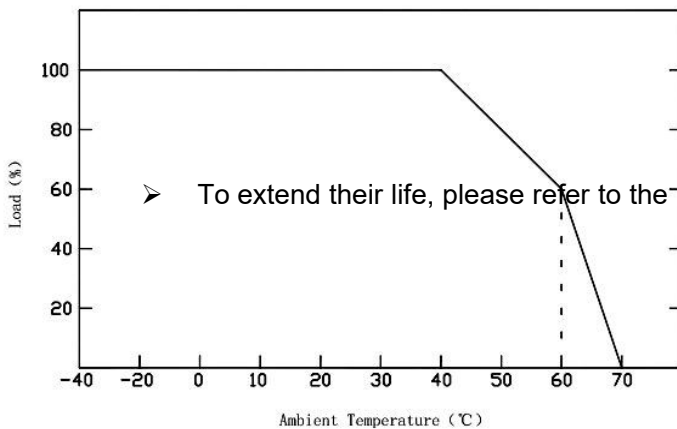


## PS-TSLC-UNV-24V-30WDHV2

(5 in 1) Dimmable constant voltage 30W LED driver



### DERATING CURVE



➤ To extend their life, please refer to the Derating Curve and derate according to the temperature.

Load carried in accordance with the load derating curve, according to the ambient temperature derating to extend working life.

### INSTRUCTION

- Driver should be installed by qualified and licensed electrician
- Please make sure the driver is installed with adequate ventilation around it to allow for heat dissipation.
- Ensure that wiring is correct before testing in order to avoid light and power supply damage;