

# RB26HP6

## HORIZONTAL COOLER LIGHTING

Designed for Canopy, Shelf and Case Lighting

24VDC 416 LM/ft. 5W/ft.



### APPLICATION

The RB26HP6 LED linear light bar is designed for HORIZONTAL canopy and shelf lighting such as Deli, Seafood, Dairy, Meat, Produce and more.

Benefits include zero warm-up time and no reduction in lamp life from being turned on and off in cold environments. Lamp replacement is extended for 5 years or more with continuous, 24 hour, hassle-free operation.

### FEATURES

- UL Listed
- DLC
- Wet location rated
- Uniform light distribution with optics
- Low wattage, low voltage, low heat operation
- LM79 Approved
- Dimmable with Occupancy sensors
- Bin sorted LEDs for consistent even illumination
- Increased energy savings

### WARRANTY

Our fixtures are backed by a 5-year limited warranty.

### PHYSICAL

Housing	Extruded Anodized Aluminum
Fixture Lengths	47", 68"
Optics	140°
Lens	Polycarbonate Lens cover
Connection	2 Wire/Connector Feed
Mounting	Black mounting channel with integrated glare shield
Hardware	Flat or adjustable Roto Clips
	Magnetic mounting option
Environment	Wet, Damp or Dry Locations

### ELECTRICAL

Output Voltage	24vdc
Input Voltage	Universal 120/277VAC
Control	Works with occupancy sensors
Max Run Length	96w (85% preferred, 90% max)

### PERFORMANCE

Color Options	28k, 30k, 41k, 50k
Fixture wattage	5.0 w/ft
System wattage	4.5 w/ft
Lumens per watt	109 lm/w
Lumen Output	416 lm/ft.
CRI	95 CRI
Lifetime	100,000 Hours
Operating Temps	-40°F to 122°F, (-40°C to +50°C)



# RB26HP

## HORIZONTAL COOLER LIGHTING

DATE

FIRM

PROJECT

CONTACT

### PART NUMBER

MODEL	LENGTH	COLOR	OPTICS	VOLTAGE	SINGLE/JOINED
RB26HP6	4' 6'	47 inch bar 68 inch bar	28k 2800k 30k 3000k 41k 4100k 50k 5000k	140 140° beam 24 VDC	W/L Wire lead J Joined

### ACCESSORIES

#### MOUNTING HARDWARE

QTY	PART NUMBER	DESCRIPTION
	RB-STD ADJ CLIP	RB Adjustable Clip
	RB-STD FLAT CLIP	RB Flat Clip
	RB-MAG-ADJ CLIP	RB Magnetic Adjustable Clip
	RB-MAG-FLAT CLIP	RB Magnetic Flat Clip

\*used in place of black mounting channel



### POWER SUPPLIES

QTY	PART NUMBER	DESCRIPTION
	LV-100-24-N	100W 24V POWER SUPPLY - 120-277V INPUT, CONSTANT VOLTAGE, CLASS 2
	LV-80-24-N	80W 24V POWER SUPPLY - 120-277V INPUT, CONSTANT VOLTAGE, CLASS 2

### INSTALLATION

#### Power Supplies

- Select an 80w (LV-80W) or 100w (LV-100W) power supply based on the case layout and total wattage of the run.
- Do not exceed maximum run length.



#### Mounting and installation

- Fixture mounting - Remove the fixture from the black extrusion.
- Attach the black extrusion to the canopy or shelf using self-tapping screws.
- Snap the fixture into the extrusion.
- Connect the wires from the fixture to the power supply according to the case/wattage layout.
- Connect the power supply to power by connecting input wires to line voltage according to power supply instructions.
- Flat or adjustable mounting clips are available for mounting if mounting channel is not used.



# RB26HP

## HORIZONTAL COOLER LIGHTING

DATE

FIRM

PROJECT

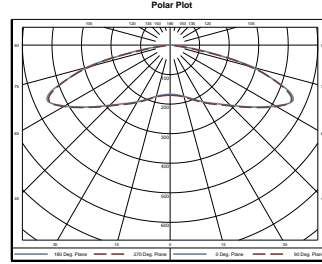
CONTACT

### OPTICS



140° x 140°

### PHOTOMETRICS



### COLOR TEMPERATURES




2800K



3000K



3500K



4100K

### HORIZONTAL REFRIGERATION CONFIGURATION

CONFIGURATION	47"	68"
4FT SHELF	X	
6FT SHELF		X
8FT SHELF	2X	
12FT SHELF		2X

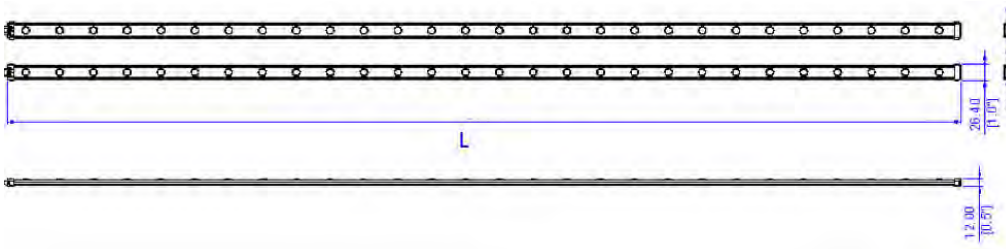
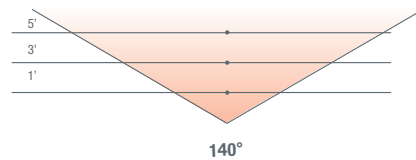
### COLOR RENDERING INDEX

95 CRI

### DIMENSIONS AND DATA

MODEL NUMBER	VOLTAGE	LENGTH	WATTS/ FIXTURE	LUMENS/ FIXTURE	LUMENS/ WATT	SYSTEMS WATTAGE	SYSTEM W/FT
RB26HP6-4'-XXK-24V-W/L	24VDC	47" Single	19.58w	1631	109	18w	4.5w
RB26HP6-4'-XXK-24V-J		47" Joined	19.58w	1631	109	18w	4.5w
RB26HP6-6'-XXK-24V-W/L	24VDC	68" Single	28.33w	2357	109	27w	4.5w
RB26HP6-6'-XXK-24V-J		68" Joined	28.33w	2357	109	27w	4.5w

### PROFILE



By replacing T8 lamps with our Summit Series lamps in **100 refrigerated display doors in 200 stores**, you'll decrease overall energy costs by over **\$1 million** and reduce carbon emissions by over **1 million pounds annually**. This is equivalent to the carbon converting power of planting over **1,200 trees!**

\*Calculation assumes using 60-inch light fixtures installed in 5-door refrigerator display cases operating 24/7 at a cost of \$0.08/kwh.

# RB26HP

## HORIZONTAL COOLER LIGHTING

DATE

FIRM

PROJECT

CONTACT

### PROFILE

