

**SmartRailings Modular LED Handrail Systems**

**Round Wood Illuminated Handrail**

**Application**

Our Wood LED Smart Railing is a Modular System for use in interior commercial and residential applications. Perfect for a new or retrofit application. The LED illuminated handrail produces a continuous stream of light adding safety and atmosphere. All wiring is concealed. The LEDs are simple to install and click into place. Dimmable power supplies make this ideal for darker interior applications such as theaters and concert halls. The system is UL listed.

**Railing**

The 1.66" diameter Wood cap rail is secured to a wall or post with 304 stainless steel fittings. Depending on railing system, this can be wall mounted, post mounted or glass mounted. Choose from frosted or clear lens. Railing solutions require no welding and can be used on stairs, ramps balconies and more.

The mounting brackets have a cable duct for the LED strips to conceal wiring. Choose from a variety of handrail brackets and post tube adapters as well as transparent or frosted lenses. The circular handrail meets the ADAAG (Americans with Disability Act Accessibility Guidelines).

**LEDS**

LED Strips are recessed into a channel on the underside of the handrail. The LED Strips are part of the 24v system.  
 Output options - 1.4w/ft - 170lm/ft, 2.4w/ft, 310lm/ft, 4.6w/ft, 550lm/ft.

**24v Driver**

Input voltage: 120/277vac  
 Output voltage: 24vdc  
 Wattage: 96w, 60w, 30w  
 Control: Dimming  
 Damp and Dry location rated  
 UL Class 2 output for safe operation  
 Input frequency: 50/60Hz

**Installation**

The Smartlights system is modular and designed for simple assembly and installation.

**Certifications**

UL, cULus, ANSI, ADA

**How to Specify**

The Smart railing systems are modular and each system is custom designed for your specific project requirements. Cap rails come in 16'-4" lengths and are cut in the field to ensure proper fit. We require drawings with dimensions and complete description of railing requirements to create the proper BOM for your project.



# ROUND ILLUMINATED HANDRAIL

Date: .....

Type: .....

Project: .....

Firm: .....

## SPECIFYING FORM

### CREATE YOUR RAILING

Ex. IR316-1.9-PM-40-2.4-F-24-N

TYPE		DIAMETER		MOUNTING		CCT	
IRWOOD	Round Wood	1.66"	1.66" diameter	WM PM	Wall mounted Post mounted	27 30 35 40	27k 30k 35k 40k
WATTAGE		LENS		VOLTAGE		INFILL	
1.4	1.4w/ft	F	Frosted	24	24v	N	None
2.4	2.4w/ft	C	Clear				
4.6	4.6w/ft						

## Recommended Power Supplies

### Dimmable with PWM

Item Number	Description	Max/Min Load	Input Voltage	Output Voltage	Dimmable	Dimensions
PS-TSLC-UNV-24V-30WDHV2	30W	30W / 3W	100-277V AC	24V DC	Yes*	6.49"L x 3.6"W x 1.02"H
PS-TSLC-UNV-24V-60WDHV2	60W	60W / 6W	100-277V AC	24V DC	Yes*	7.4"L x 3.6"W x 1.02"H
PS-TSLC-UNV-24V-96WDHV2	96W	96W / 9.6W	100-277V AC	24V DC	Yes*	8.66"L x 3.6"W x 1.61"H
PS-TSLC-UNV-24V-288WDHV2	288W (3 x 96W)	288W / 28.8W	100-277V AC	24V DC	Yes*	11.85"L x 4.25"W x 1.8"H



# ROUND ILLUMINATED HANDRAIL

Date: .....

Type: .....

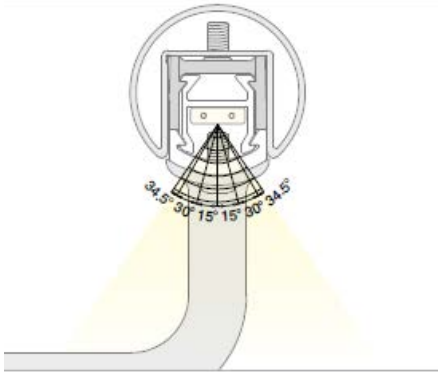
Project: .....

Firm: .....

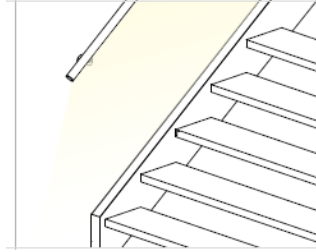
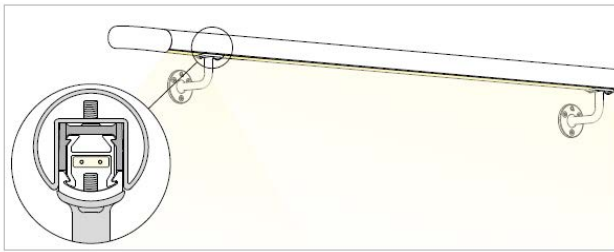
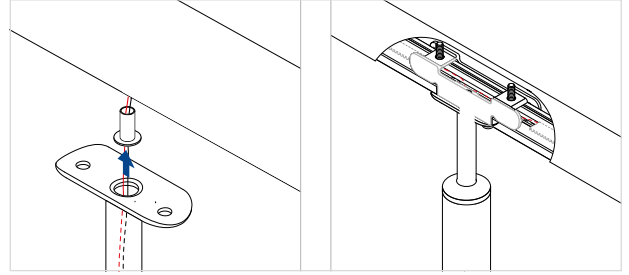
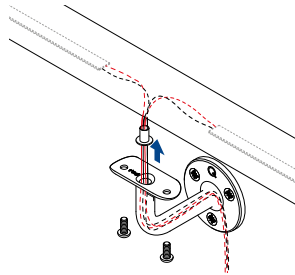
## SPECIFYING FORM

### Modular Railing Systems

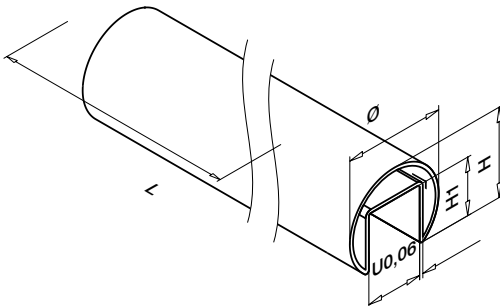
#### Symmetric Light output



#### Concealed Wires



#### Profiles



# ROUND ILLUMINATED HANDRAIL

Date: .....

Type: .....

Project: .....

Firm: .....

## COMPONENT EXAMPLES

### Handrail Mounting and Bracket options



Adjustable Post Mount



Fixed Post Mount



Wall mount bracket



Glass mount bracket

### Corner and Stairway options



Connectors



Adjustable Connectors for Stairs

### End and Return options



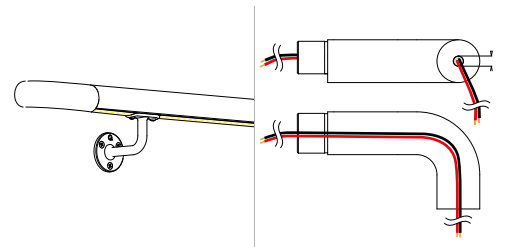
End Fitting



End Cap



Wall Return



# ROUND ILLUMINATED HANDRAIL

Date: .....

Type: .....

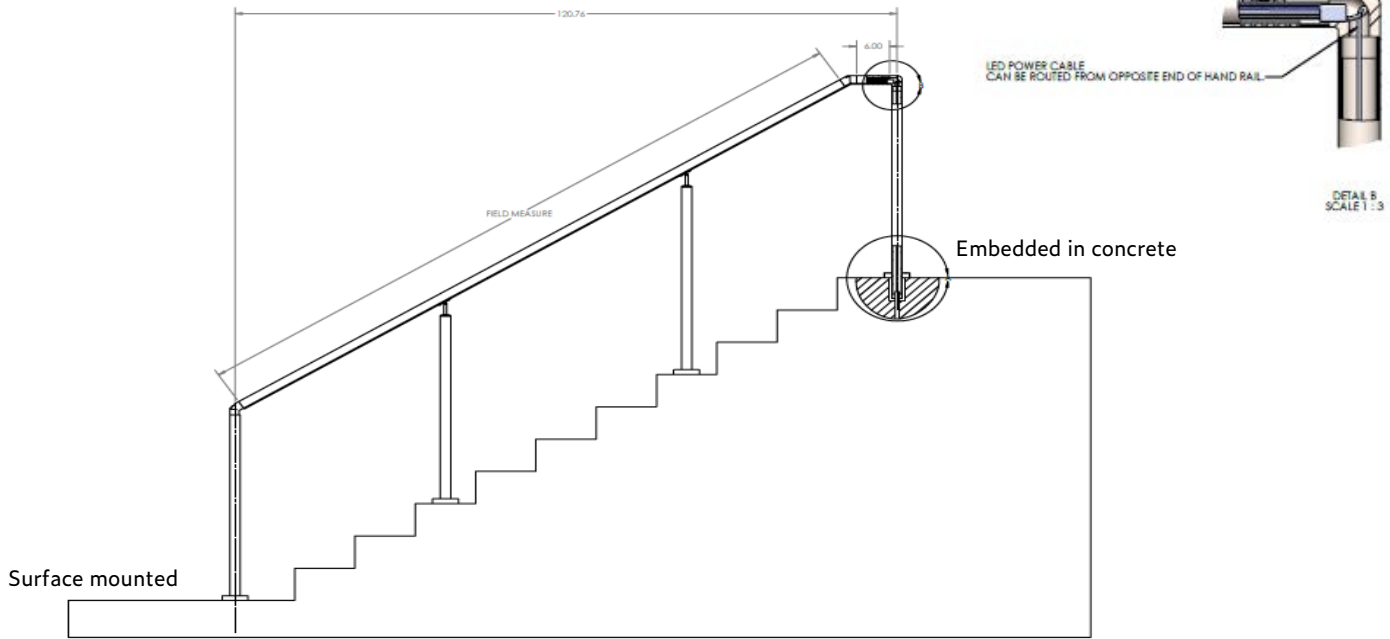
Project: .....

Firm: .....

## RAILING EXAMPLES

### Modular Railing Systems

#### POST MOUNTED STAIRWAY EXAMPLE



#### WALL MOUNTED STAIRWAY EXAMPLE

