

U P O N T B U I L D I N G

101

# A QUICK GUIDE TO ARCHITECTURAL LIGHTING

Linear LED Solutions





**ABOUT US** 3

**PRODUCTS**

HB18 Series	4
HB30 Series	5
HB30i Series	6
HB30PD Series	7
HB40HP Series	8
HB40RP Series	9
HB40SB Series	10
HB40SP Series	11
HB50 Series	12
HB52 Series	13

**ACCESSORIES** 14

**GET IN TOUCH** 15

# ABOUT US


The Smart Lighting Company has well over 27 years of experience designing and manufacturing architectural LED lighting fixtures and systems. We are incredibly proud that our company produces the highest quality products that not only last the test of time, but also boast even and consistent illumination. One of the reasons is we only utilize the best LEDs in the industry. We have a less than 1% failure rate across our entire product line. The results speak for themselves. When it comes to the most precise optics for general illumination, grazing, and wall washing, The Smart Lighting Company is the top choice for architects, engineers, and lighting specialists across the globe.

- ✓ Nichia Bin Sorted LEDs
- ✓ Precision Optics
- ✓ Thermal Management
- ✓ Plug & Play
- ✓ 1% Failure Rate
- ✓ 5-year warranty

In this guide, you will discover our most popular high-performance IP20 indoor and IP66 outdoor linear LED fixtures. Available in Static Colors, Tunable White, RGB and RGBW. Contact factory for customization options.



# HB18 Series



Wall wash or Direct View - High performance linear LED for exterior architectural lighting applications

## Features and Benefits

- Consistent, even illumination
- Easy installation with quick plug and play connectors
- Low wattage
- IP66 - Wet Location
- UL Listed
- DMX fixtures are self-addressing
- Removable end plates for seamless lensing connectivity

## Technical Specifications

Specification Items	HB1814	HB1828	HB1856
Fixture Length	12", 24", 36", 48"		
Voltage	100-277vac		
LEDs/ft	14	28	56
Watts/ft	4w		
Lumens/ft	400lm	180lm	110lm
Control	0-10v		DMX Self addressing
Addressing	N/A		Per 6" or per fixture
Max Run 277v	277ft		
Max Run 120v	120ft		
Color Temperatures	22k, 25k, 27k, 30k, 35k, 41k, 50k, 65k, Red, Green, Blue		RGBW
Beam Angles	30°, 45°, 120°, 30°x60°		120°
Light Source	Nichia bin-sorted LEDs		
Lens	Diffused polycarbonate		
Housing	Extruded aluminum		
Finish	Black powder coated		
Environment	IP66, Wet Location		
Operating Temperature	-40°-122°F, (-40°-50°C)		
Certifications	UL Listed, cUL		
Mounting Options	Stainless Adjustable or Flat mounting brackets, Stainless joiner clips		

# HB18 Series



# HB30 Series

High performance linear LED for exterior architectural lighting applications up to 15ft.



## Features and Benefits

- Consistent, even illumination
- Easy installation with quick plug and play connectors
- Low wattage
- IP66 Wet location
- UL Listed
- DMX fixtures are self-addressing

## Technical Specifications

Specification Items	HB308	HB3014	HB3014R	HB3015	HB3016
Fixture Length	12", 24", 36", 48"				
Voltage	100-277vac				
LEDs/ft	8	14		15	16
Watts/ft	4.25w	4.5w, 7w		6w	
Lumens/ft	439lm	486lm, 700lm	365lm, 567lm	136lm	225lm
Control	N/A	0-10v		DMX Self addressing	
Addressing	N/A			Per 6" or per fixture	
Max Run 277v	251ft	295ft		197ft	
Max Run 120v	109ft	128ft		85ft	
Color Temperatures	22k, 25k, 27k, 30k, 35k, 41k, 50k, 65k, Red, Green, Blue			RGB	RGBW
Beam Angles	15°, 30°, 45°, 60°, 75°, 90°, 120°, 30°x60°		120°	15°, 30°, 45°, 60°, 75°, 90°, 120°, 30°x60°	
Light Source	Nichia bin-sorted LEDs				
Lens	PC Lens		Diffused PC Lens	PC Lens	
Housing	Extruded aluminum				
Finish	Anodized Aluminum with Optional Powder Coating				
Environment	IP66, Wet Location				
Operating Temperature	-40°-122°F, (-40°-50°C)				
Certifications	UL Listed, cUL				
Mounting Options	Stainless Adjustable or Flat mounting brackets, Powdercoated housing with extended arms				




# HB30 Series



# HB30i Series

High performance linear LED for interior architectural lighting applications up to 15ft.



## Features and Benefits

- Consistent, even illumination
- Easy installation with quick plug and play connectors
- Low wattage
- IP40 - Damp Location
- UL Listed
- DMX fixtures are self-addressing

## Technical Specifications

Specification Items	HB308I	HB3014I	HB3014IR	HB3024IF	HB3015I	HB3016I	HB3018IR	HB3036IR
Fixture Length	12", 24", 36", 48"							
Voltage	100-277vac							
LEDs/ft	8	14	24	15	16	18	36	
Watts/ft	4.25w	4.5w, 7w	4.5w	6w		6w		
Lumens/ft	439lm	486lm, 700lm	365lm, 567lm	458lm		225lm		225lm
Control	N/A	0-10v		DMX Self addressing		DMX Self addressing		
Addressing	N/A			Per 12" or per fixture		Per 6" or per fixture		
Max Run 277v	251ft	251ft	251ft	197ft		197ft		
Max Run 120v	109ft			85ft		85ft		
Color Temperatures	22k, 25k, 27k, 30k, 35k, 41k, 50k, 65k, Red, Green, Blue		27k, 30k, 35k, 41k, 50k	RGB	RGBW	RGB	RGBW	
Beam Angles	15°, 30°, 45°, 60°, 75°, 90°, 120°, 30°x60°	120°	120°	15°, 30°, 45°, 60°, 75°, 90°, 120°, 30°x60°		120°		
Light Source	Nichia bin-sorted LEDs							
Lens	PC Lens	Diffused PC Dome Lens	Diffused PC Flat Lens	PC Lens		Diffused PC Dome Lens		
Housing	Extruded aluminum							
Finish	Anodized Aluminum with Optional Powder Coating							
Environment	IP40, Damp Location							
Operating Temperature	-40°-122°F, (-40°-50°C)							
Certifications	UL Listed, cUL							
Mounting Options	Stainless Adjustable or Flat mounting brackets							

# HB30i Series




# HB30PD Series

Direct View - High performance linear LED for exterior architectural lighting applications.



# HB30PD Series



## Features and Benefits

- Consistent, even illumination
- Easy installation with quick plug and play connectors
- Low wattage, low voltage
- IP66 - Wet Location
- UL Listed
- DMX fixtures are self-addressing

## Technical Specifications

Specification Items	HB3024PD	HB3018PD	HB3036PD
Fixture Length	12", 24", 36", 48"		
Voltage	100-277vac		
LEDs/ft	24	18	36
Watts/ft	4.4w	6w	
Lumens/ft	359lm	239lm	
Control	0-10v	DMX Self addressing	
Addressing		Per 4" or per fixture	Per 6", 12" or per fixture
Max Run 277v	197ft	197ft	
Max Run 120v	108ft	85ft	
Color Temperatures	22k, 25k, 27k, 30k, 35k, 41k, 50k, 65k, Red, Green, Blue	RGB	RGBW
Beam Angles	120°		
Light Source	Nichia bin-sorted LEDs		
Lens	Diffused polycarbonate		
Housing	One piece polycarbonate		
Finish	Anodized Aluminum with Optional Powder Coating		
Environment	IP66, Wet Location		
Operating Temperature	-40°-122°F, (-40°-50°C)		
Certifications	UL Listed, cUL		
Mounting Options	Stainless Adjustable or Flat mounting brackets, Stainless joiner clips		



# HB40HP Series

High performance linear LED for exterior architectural lighting applications over 45ft.



## Features and Benefits

- Consistent, even illumination
- Easy installation with quick plug and play connectors
- Low wattage
- IP66 - Wet Location
- UL Listed
- DMX fixtures are self-addressing

## Technical Specifications

Specification Items	HB40HP	HB40HP RGB	HB40HP RGBW
Fixture Length	10", 19", 28", 37", 46"		
Voltage	100-277vac		
LEDs/ft	8	12	16
Watts/ft	9w, 12w	13w	
Lumens/ft	744lm, 975lm	301lm	507lm
Control	0-10v	DMX Self addressing	
Addressing	N/A	Addressable per 9" or per fixture	
Max Run 277v	125ft		
Max Run 120v	54ft		
Color Temperatures	22k, 25k, 27k, 30k, 35k, 41k, 50k, 65k, Red, Green, Blue	RGB	RGBW
Beam Angles	15°, 20°, 30°, 45°, 60°, 75°, 90°, 120°, 13°x17°, 15°x35°, 18°x58°, 30°x60°		
Light Source	Nichia LEDs		
Lens	Polycarbonate		
Housing	Extruded aluminum		
Finish	Anodized with Optional Powder coated finish		
Environment	IP66, Wet Location		
Operating Temperature	-40°-122°F, (-40°-50°C)		
Certifications	UL Listed, cUL		
Mounting Options	Stainless Adjustable brackets, Powdercoated housing with extended arms		



# HB40HP Series



# HB40RP Series

High performance linear LED for exterior architectural lighting applications.



## Features and Benefits

- Consistent, even illumination
- Easy installation with quick plug and play connectors
- High power illumination
- IP66 - Wet Location
- UL Listed
- DMX fixtures are self-addressing

## Technical Specifications

Specification Items	HB40RP	HB40RP RGB	HB40RP RGBW
Fixture Length	10", 19", 28", 37", 46"		
Voltage	100-277vac		
LEDs/ft	8	12	16
Watts/ft	12w	13w	
Lumens/ft	975lm	301lm	640lm
Control	0-10v	DMX Self addressing	
Addressing	Addressable per 9" or per fixture		
Max Run 277v	90ft	85ft	
Max Run 120v	40ft	36ft	
Color Temperatures	22k, 25k, 27k, 30k, 35k, 41k, 50k, 65k, Red, Green, Blue	RGB	RGBW
Beam Angles	15°, 20°, 30°, 45°, 60°, 75°, 90°, 120°, 13°x17°, 15°x35°, 18°x58°, 30°x60°		
Light Source	Nichia LEDs		
Lens	Polycarbonate		
Housing	Extruded aluminum		
Finish	Black Powder coated housing		
Environment	IP66, Wet Location		
Operating Temperature	-40°-122°F, (-40°-50°C)		
Certifications	UL Listed, cUL		
Mounting Options	Stainless Adjustable brackets, 6", 12", 18" extended arms - Row mounting		



# HB40SB Series

High performance flush wall-mounted linear LED for architectural indirect or direct lighting for both indoor and outdoor applications.



## Features and Benefits

- Consistent, even illumination
- Easy installation with quick plug and play connectors
- Powerful wall wash or wall graze
- IP66 - Wet Location
- UL Listed
- DMX fixtures are self-addressing

## Technical Specifications

Specification Items	HB40SB	HB40SB RGBW
Fixture Length	12", 24", 36", 48"	
Voltage	100-277vac	
LEDs/ft	14	16
Watts/ft	7w	6w
Lumens/ft	700lm	217lm
Control	N/A	DMX Self addressing
Addressing		Per 12" or per fixture
Max Run 277v	150ft	197ft
Max Run 120v	65ft	85ft
Color Temperatures	22k, 25k, 27k, 30k, 35k, 41k, 50k, 65k, Red, Green, Blue	RGBW
Beam Angles	15°, 30°, 45°, 60°, 75°, 90°, 120°, 30°x60°	
Light Source	Nichia bin-sorted LEDs	
Lens	Clear Flat Lens	
Housing	Extruded aluminum	
Finish	Black, White, Bronze, Silver Powder Coating - other colors optional	
Environment	IP66, Wet Location	
Operating Temperature	-40°-122°F, (-40°-50°C)	
Certifications	UL Listed, cUL	
Mounting Options	Surface mounted	



# HB40SB Series




# HB40SP Series

High performance linear LED with adjustable optical board angle for exterior architectural lighting applications.



# HB40SP Series



## Features and Benefits

- Consistent, even illumination
- Easy installation with quick plug and play connectors
- High power
- Adjustable optical board angle
- IP66 - Wet Location
- UL Listed
- DMX fixtures are self-addressing

## Technical Specifications

Specification Items	HB40SP	HB40SP RGB	HB40SP RGBW
Fixture Length	10", 19", 28", 37", 46"		
Voltage	100-277vac		
LEDs/ft	8	12	16
Watts/ft	9w, 12w	13w	
Lumens/ft	744lm, 975lm	301lm	507lm
Control	0-10v	DMX Self addressing	
Addressing	Addressable per 9" or per fixture		
Max Run 277v	125ft	93ft	
Max Run 120v	54ft	36ft	
Color Temperatures	22k, 25k, 27k, 30k, 35k, 41k, 50k, 65k, Red, Green, Blue	RGB	RGBW
Beam Angles	15°, 20°, 30°, 45°, 60°, 75°, 90°, 120°, 13°x17°, 15°x35°, 18°x58°, 30°x60°		
Light Source	Nichia LEDs		
Lens	Polycarbonate		
Housing	Extruded aluminum		
Finish	Anodized with Optional Powder coated housing		
Environment	IP66, Wet Location		
Operating Temperature	-40°-122°F, (-40°-50°C)		
Certifications	UL Listed, cUL		
Mounting Options	Stainless flat brackets, Extended arms		



# HB50 Series

High Power, High Performance linear LED for exterior architectural lighting applications to over 100ft.



## Features and Benefits

- Consistent, even illumination
- Easy installation with quick plug and play connectors
- High power
- IP66 - Wet Location
- UL Listed
- DMX fixtures are self-addressing

## Technical Specifications

Specification Items	HB50B	HB50A	HB50C
Fixture Length	12", 24", 36", 48"		
Voltage	100-277vac		
LEDs/ft	7	18	16
Watts/ft	20w, 16w	20w	
Lumens/ft	1691lm, 1368lm	855lm	984lm
Control	0-10v	DMX Self addressing	
Addressing	Addressable per 12" or per fixture		
Max Run 277v	184ft	110ft	
Max Run 120v	80ft	48ft	
Color Temperatures	22k, 25k, 27k, 30k, 35k, 41k, 50k, 65k, Red, Green, Blue	RGB	RGBW
Beam Angles	8°, 15°, 20°, 30°, 45°, 60°, 75°, 90°, 120°, 8°x40°, 13°x17°, 15°x35°, 18°x58°, 30°x60°	15°, 20°, 30°, 45°, 60°, 75°, 90°, 120°, 10°x35°, 18°x58°, 30°x60°	
Light Source	Nichia LEDs		
Lens	Tempered Glass		
Housing	Extruded aluminum		
Finish	Anodized with optional Powder coating		
Environment	IP66, Wet Location		
Operating Temperature	-40°-122°F, (-40°-50°C)		
Certifications	UL Listed, cUL		
Mounting Options	Integral adjustable mounting brackets, Optional Powder coated housing with extended arms		

# HB50 Series



# HB52 Series

High powered linear LED for exterior architectural cove lighting applications.



# HB52 Series



## Features and Benefits

- Consistent, even illumination
- Easy installation with quick plug and play connectors
- High output Cove
- IP66 - Wet Location
- UL Listed
- DMX fixtures are self-addressing

## Technical Specifications

Specification Items	HB5228	HB5242	HB5224 RGB	HB5240 RGBW
Fixture Length	12", 24", 36", 48"			
Voltage	100-277vac			
LEDs/ft	35	42	24	40
Watts/ft	11.25w	18w		
Lumens/ft	1450lm	2070lm		
Control	0-10v		DMX Self addressing	
Addressing			Per 6" or per fixture	
Max Run 277v	98ft	60ft		
Max Run 120v	42ft	26ft		
Color Temperatures	22k, 25k, 27k, 30k, 35k, 41k, 50k, 65k, Red, Green, Blue		RGB	RGBW
Beam Angles	120°			
Light Source	Nichia LEDs			
Lens	Polycarbonate			
Housing	Extruded aluminum			
Finish	Anodized aluminum			
Environment	IP66, Wet Location			
Operating Temperature	-40°-122°F, (-40°-50°C)			
Certifications	UL Listed, cUL			
Mounting Options	Stainless Adjustable mounting brackets			



# MOUNTING ACCESSORIES

Outdoor mounting accessories are available for the HB30, HB40, and HB50 series of architectural LED lighting fixtures. The Smart Lighting Company's extrusion and extended arms for wall mounting provide the ability to easily illuminate facades, monuments, signage and more. In addition, the ground post stakes can be easily utilized for ground mounted applications.

The powder-coated extrusion incorporates an integrated glare shield, and provides additional protection for the LED lighting fixture. The Smart Lighting Company's mounting accessories are available as standalone units, or can be row mounted. Louvers are available to control glare.



**Extended Arms** are available in 6, 12, 18, 24, and 36 inch lengths

- Single Mounting Arm for 12 inch and 24 inch fixtures
- Double Mounting Arms for 36 inch and 48 inch fixtures



**Ground Post Stake**  
Left: Ground Post Stake + Extrusion  
Below: Ground Post Stake



Above:  
Double Extended Arms Wall  
Mount with Extrusion + Louver

Below:  
Row-Mounted Extended Arms  
Wall Mount with Extrusion





For more information and help  
with your next project, visit us at  
[thesmartlightingcompany.com](https://thesmartlightingcompany.com)  
or call (949) 346-3456  
1731 Kaiser Ave. Irvine, CA 92614



The Smart Lighting Company<sup>©</sup>  
08/2024